

CONCEPTO DE FRACCIÓN

Fracciona cada figura en tantas partes congruentes como se indica.



2 Partes




3 Partes



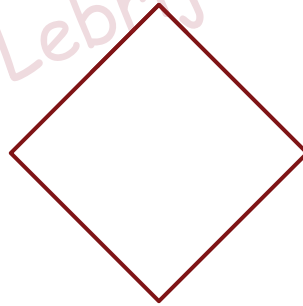
10 Partes




14 Partes




4 Partes



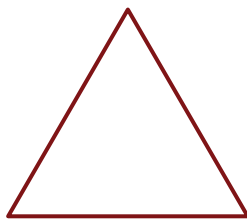
6 Partes



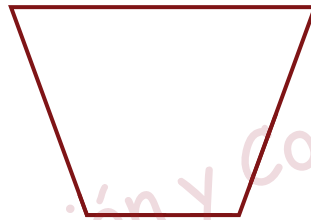
8 Partes



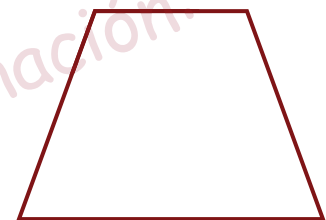
5 Partes



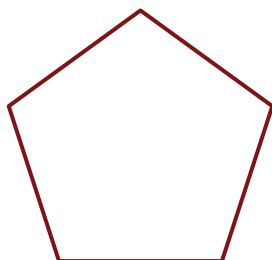
3 Partes



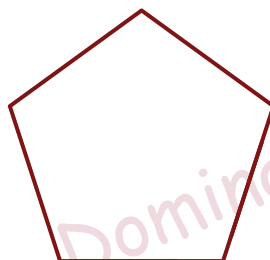
3 Partes



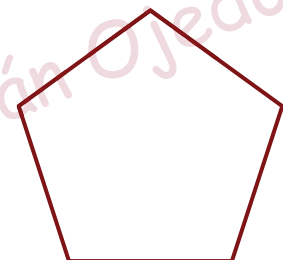
12 Partes



2 Partes




5 Partes

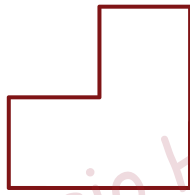


15 Partes

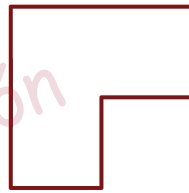
Fracciona cada figura en tantas partes congruentes como se indica.




2 Partes



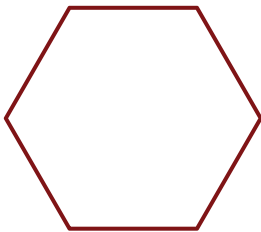
3 Partes



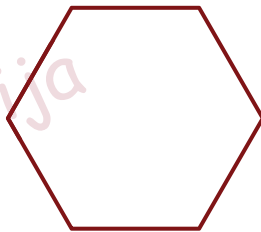
12 Partes



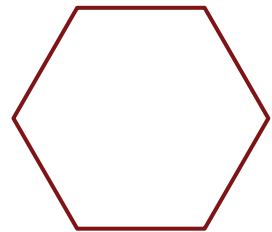
4 Partes



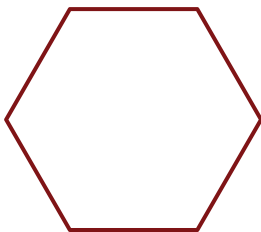
2 Partes



3 Partes



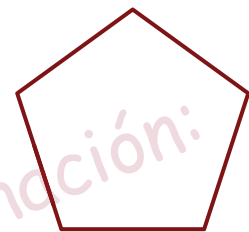
6 Partes



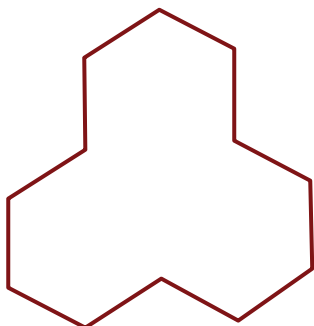
24 Partes



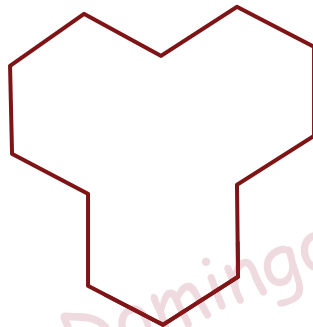
9 Partes



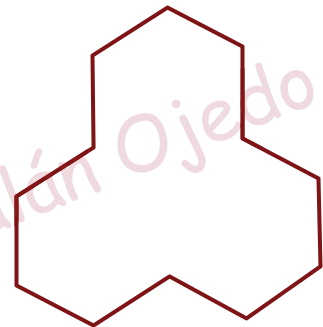
10 Partes



3 Partes




9 Partes



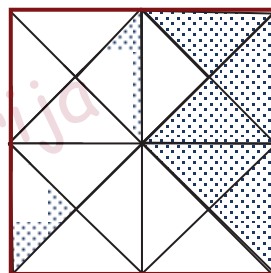
18 Partes

FRACCIONAR SIGNIFICA HACER PARTES IGUALES DE LA UNIDAD

Señala los dibujos que representan una fracción



Observa el dibujo y responde:



¿En cuántas partes iguales hemos dividido el cuadrado?


¿Cuántos trozos hemos punteado?

Partes que hemos punteado $\frac{7}{16}$ Numerador
Partes iguales que hemos hecho del cuadrado Denominador

Expresa en forma de fracción las partes del cuadrado que no están punteadas:



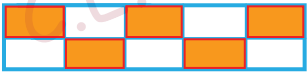



$\frac{\square}{\square}$ Numerador
 $\frac{\square}{\square}$ Denominador

Une con flechas la fracción que representa cada trama:



- $\frac{7}{32}$
- $\frac{5}{32}$
- $\frac{11}{32}$
- $\frac{9}{32}$

Completa las siguientes tablas:

EXPRESIÓN GRÁFICA	PIENSO	EXPRESIÓN NUMÉRICA
		
		$\frac{2}{3}$
		
	10 partes iguales 6 coloreadas	
		$\frac{1}{5}$
	4 partes iguales 3 coloreadas	$\frac{3}{4}$

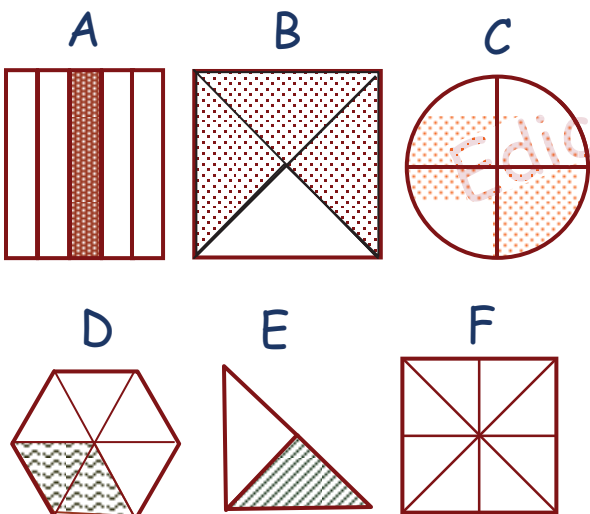
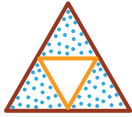



Figura	Denominador	Numerador	Fracción

Completa la tabla:

DIBUJO	NUMERADOR	DENOMINADOR	FRACCIÓN
			
			$\frac{3}{5}$
	5	6	
			
	2		$\frac{\square}{4}$

Une mediante flechas

Dos quintos

Cuatro séptimos

Un tercio

Tres cuartos

Cinco sextos

Siete octavos

Tres décimos

Ocho novenos

$$\frac{1}{3}$$

$$\frac{5}{6}$$

$$\frac{8}{9}$$

$$\frac{2}{5}$$


$$\frac{3}{10}$$

$$\frac{7}{8}$$

$$\frac{3}{4}$$

$$\frac{4}{7}$$

Completa la tabla:

PARTES	EXPRESIÓN GRÁFICA	FRACCIÓN	NOMBRE
5 partes de 8			
		$\frac{3}{5}$	
			DOS TERCIOS
			
4 partes de 7			
			UN MEDIO
		$\frac{4}{9}$	
	